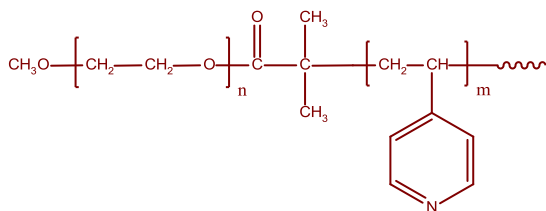


Sample Name:

Poly(ethylene oxide-b-4-vinyl pyridine)

Sample #: **P6525-EO4VP**

Structure:

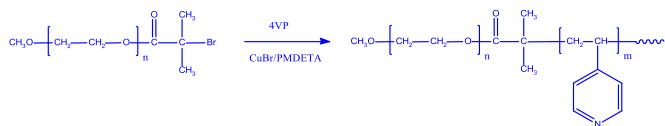


Composition:

Mn x 10 ³ PEO-b-P4VP	PDI
2.0-b-5.2	1.35

Synthesis Procedure:

Poly(ethylene oxide-b-4-vinyl pyridine) is prepared by ATRP using bromo-terminated poly(ethylene glycol) methyl ether as a macro initiator. In this case the PEO block is end capped with methoxy group. The brief reaction is illustrated as follows:



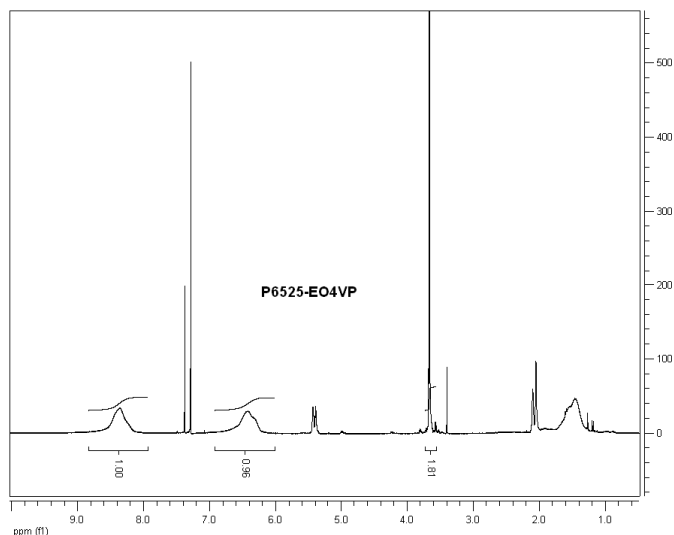
Characterization:

Polymer was analyzed by size exclusion chromatography (SEC) in DMF to obtain the molecular weight and polydispersity index (PDI). The final block copolymer composition was calculated from ¹H-NMR spectroscopy by comparing the peak area of the 4-vinyl pyridine proton at about 8.2 ppm with the peak area of the ethylene oxide protons at about 3.6 ppm. Block copolymer PDI is determined by SEC.

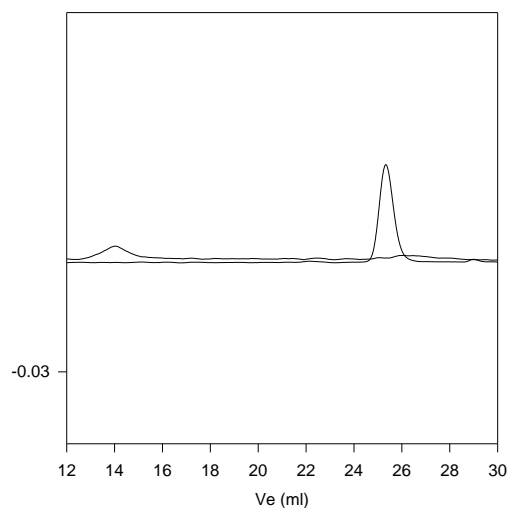
Solubility:

Poly(4-vinyl pyridine -b- ethylene oxide) is soluble in ethanol, DMF, chloroform, and THF, and it is precipitated into ether and hexane.

H-NMR Spectrum of the block copolymer:



P6525-4VP



Size exclusion chromatography of poly(4-vinylpyridine)-b-poly(ethylene oxide): in THF at 35 °C.

— Poly(ethylene glycol methyl ether), $M_n=2000$, $M_w=2200$, $PI=1.05$
— Block Copolymer PEO-b-P4VP: (2000)-b-(5200), $PI=1.35$ composition from HNMR
In THF product exhibit the micellization behavior. THE SEC profile indicate the absence of homoPEG polymer