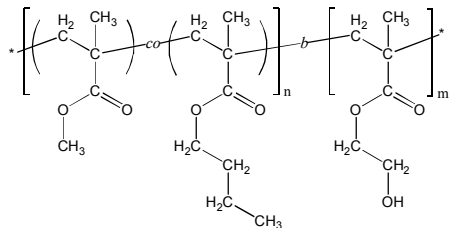


Sample Name:

Poly(methyl methacrylate-*co*_(random)-n-butyl methacrylate)-*block*-poly(2-hydroxyethyl methacrylate)

Sample #: P10567-MMA_nBuMA_ran-b-HEMA**Structure:****Composition:**

$M_n \times 10^3$ (g/mol)	30.0- <i>b</i> -35.0
M_w/M_n	1.16
Molar ratio MMA : nBuMA	50 : 50 (mol/mol)
Weight ratio MMA:nBuMA:HEMA	19 : 57 : 54 (wt%)
T_g (MMA _n BuMA)	65 °C
T_g (HEMA)	112 °C

Synthesis Procedure:

Poly([methyl methacrylate-*co*-n-butyl methacrylate]-*b*-2-hydroxyethyl methacrylate) block copolymer was synthesized by living anionic polymerization. First, methyl methacrylate (MMA) and n-butyl methacrylate (n-BuMA) were co-polymerized; and then 2-[trimethylsilyloxy]ethyl methacrylate (hydroxyprotected HEMA monomer) was added. The obtained block copolymer was precipitated in acidic methanol solution to deprotect the hydroxyl group.

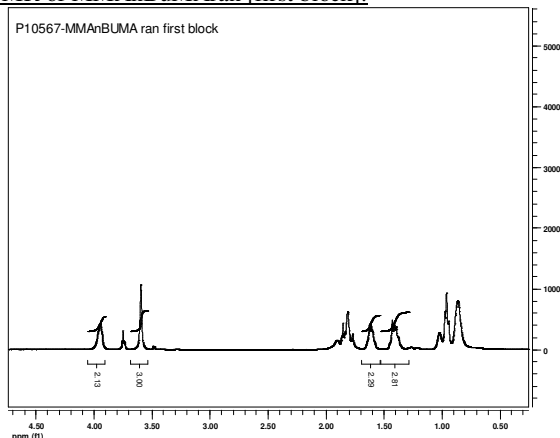
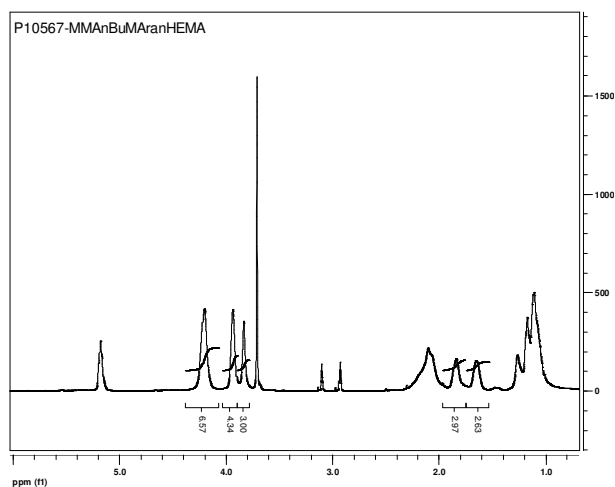
Solubility: The polymer is soluble in THF, DMF.

Characterization:

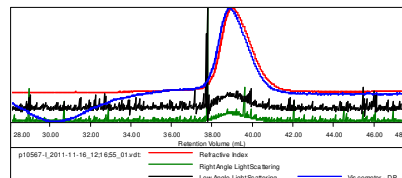
The polymer composition was determined by ¹H NMR. MMA:nBuMA molar ratio was calculated by comparing the integration of the -OCH₂- protons of nBuMA (at δ = 3.9 ppm) to the integration of methoxy group of MMA (at δ = 3.6 ppm). Molecular weight of the second (HEMA) block was calculated by comparing the integration of -OCH₂- protons of HEMATMS to the integration of methoxy group of MMA and using SEC data for the first (MMA_nBuMA) block.

The average molecular weight and polydispersity index were determined by size exclusion chromatography (SEC). For SEC analysis, the MMA_nBuMA-b-HEMA block copolymer can be treated with acetic anhydride in presence of pyridine to convert the hydroxy-groups to acetate groups.

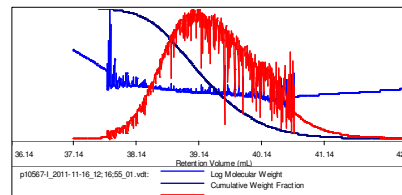
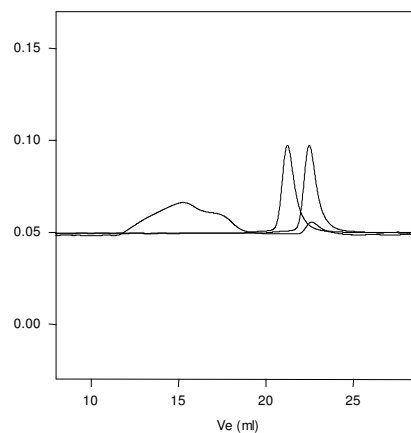
Thermal analysis of the sample was done on a TA Q100 differential scanning calorimeter (DSC) at a heating rate of 10°C/min. The glass transition temperature (T_g) was determined as a midpoint of step change in heat flow curve for the second heating scan.

¹H NMR of MMA_nBuMA_ran [first block]:**¹H NMR of MMA_nBuMA_ran-b-HEMA in DMF-d₇:****SEC of MMA_nBuMA_ran [first block]:**Sample ID: P10567-I-MMA_nBuMA

Concentration (mg/mL)	8.5816
Sample dn/dc (mL/g)	0.0800
Method File	PS80K-Oct-0000.vcm
Column Set	3x PL 1113-6300
System	System 1



Sample	Mn (Da)	Mw (Da)	Mp (Da)	Mw/Mn	IV (dL/g)
p10567-I_2011-11-16_12:16:55_01.vdt	28,971	38,840	29,534	1.341	0.2413

**SEC of MMA_nBuMA_ran and MMA_nBuMA_ran-b-HEMATMS:**P10567-MMA_nBuMA_ranHEMA

Size exclusion chromatography of

1. Poly MMA_nBuMA_ran: Mn 30,000 Mw: 33,500 Mw/Mn 1.12
2. Poly MMA_nBuMA_ran-b-HEMATMS: Mn 30,000-b-54,500 Mw/Mn 1.16
After Deprotection : MMA_nBuMA_ran-b-HEMA Mn 30,000-b-35,000