

**Sample Name:**

Amino end functionalized Poly(ethylene oxide -b- methacrylic acid)

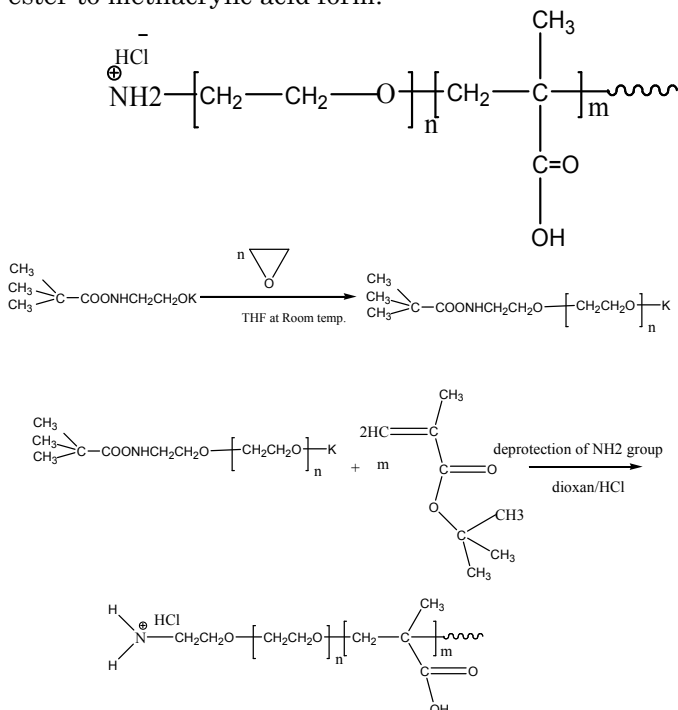
Sample #: P5535- NH2EGMAA

**Structure:****Composition:**

$M_n \times 10^3$ NH2PEG-b-PMAA	PDI
5.0-b-5.0	1.7

**Synthesis Procedure:**

NH<sub>2</sub> end functionalized Poly(ethylene oxide -b- methacrylic acid) is prepared by living anionic polymerization of ethylene oxide and tert. Butyl methacrylate followed by hydrolysis of tert.butyl ester to methacrylic acid form.

**Characterization:**

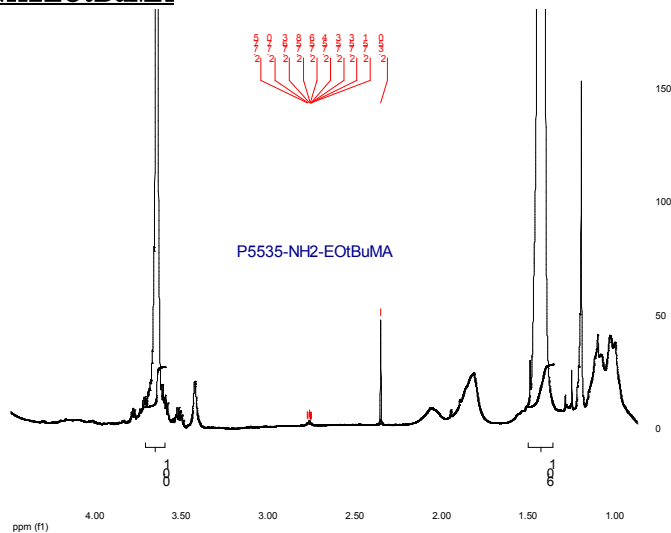
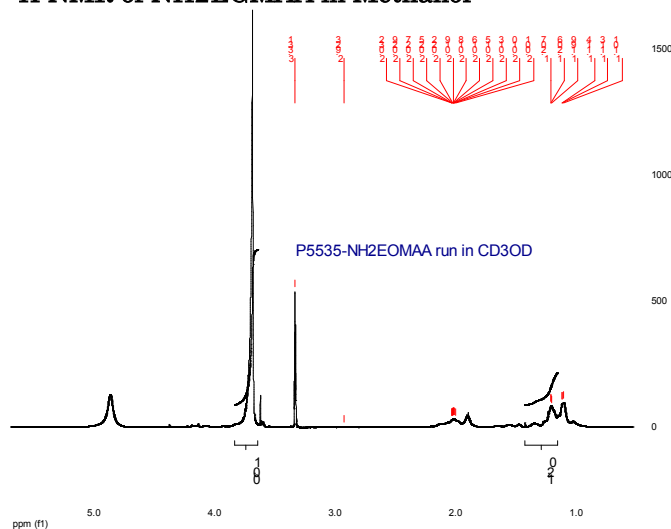
An aliquot of the anionic poly(ethylene oxide) block was terminated before addition of tert.butyl methacrylate and analyzed by size exclusion chromatography (SEC) to obtain the molecular weight and polydispersity index (PDI). The polymer obtained at each step and the final block copolymer composition was calculated from <sup>1</sup>H-NMR spectroscopy by comparing the peak area of the ethylene oxide protons at about 3.6 ppm with the one proton at about 1.2 ppm.

**FTIR:**

The degree of hydrolysis of tert.butyl ester to methacrylic acid was determined from the FTIR by disappearance of characteristic absorbance of tert.butyl ester at 1265 cm<sup>-1</sup> and broadening of ester C=O absorbance.

**Solubility:**

NH<sub>2</sub> end functionalized Poly(ethylene oxide -b- methacrylic acid) is soluble in methanol, ethanol and it in water cloudy solution to a clear solution – depending on the temperature of the solution, due to less hydrophilic characteristics of methacrylic acid block. It is also soluble in THF.

**<sup>1</sup>H-NMR Spectrum of the block copolymer NH2EOtBuMA****<sup>1</sup>H NMR of NH2EGMAA in Methanol****SEC for the polymer:**

**P5535-NH2EOtBuMA**  
(Precursor of P5535-NH2EGMAA)

