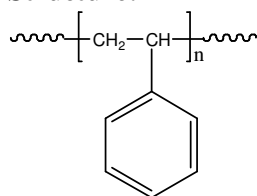


Sample Name: **Polystyrene**

Sample #: **P4286-S**

Structure:

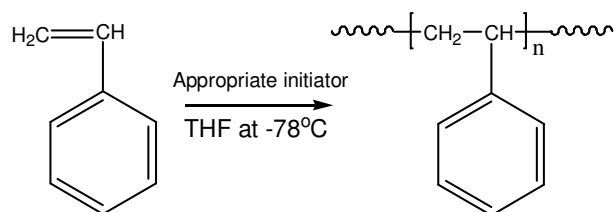


Composition:

$M_n \times 10^3$	PDI
29.0	1.09

Synthesis Procedure:

The polymer was synthesized by living anionic polymerization of styrene as illustrated below:



Characterization:

The molecular weight and polydispersity index (PDI) were obtained by size exclusion chromatography (SEC) in THF. SEC analysis was performed on a Varian liquid chromatograph equipped with refractive and UV light scattering detectors. Three SEC columns from Supelco (G6000-4000-2000 HXL) were used with triple detectors from Viscotek Co.

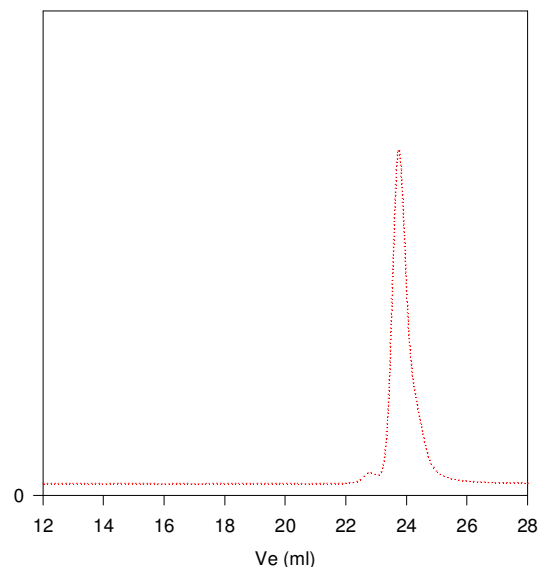
Thermal analysis of the sample was carried out using a differential scanning calorimeter (TA Q100) at a heating rate of 10°C/min. The inflection glass transition temperature (T_g) has been considered.

Solubility:

Polystyrene is soluble in DMF, THF, toluene and CHCl_3 . It precipitates from methanol, ethanol, water and hexanes.

SEC of Homopolymer:

P4286-S



Size exclusion chromatograph of polystyrene:

$M_n=29000$ $M_w=31500$, $PI=1.09$

solution Viscosity in THF at 30 °C: 0.234dl/g and radius of gyration: 6.23 nm obtained by Viscotek detectors

T_g of polystyrene as function of molecular weight

