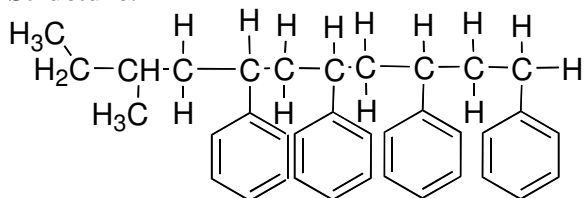


Sample Name: Styrene-474

Sample #: P40042A-S474

Structure:



Exact Mass: 474.3

Mol. Wt.: 474.7

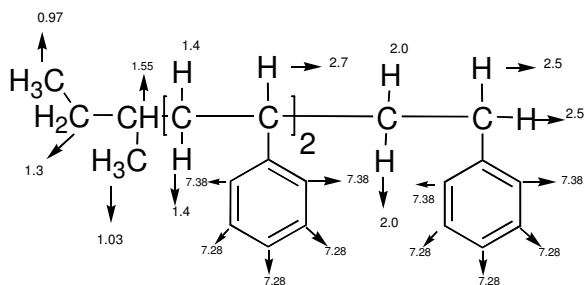
C, 91.08; H, 8.92

Synthesis Procedure:

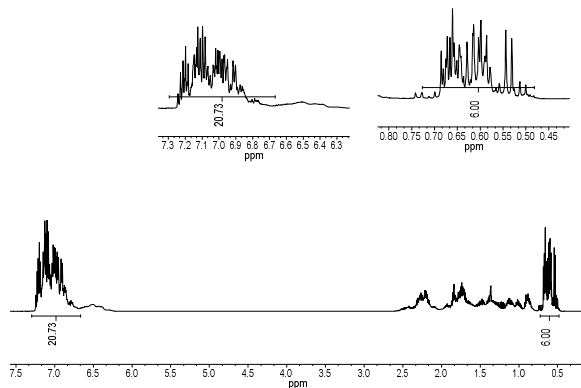
Oligomers of styrene are obtained by living anionic polymerization of styrene followed by separation by column chromatography.

Characterization:

The molecular weight and polydispersity index (PDI) are obtained by size exclusion chromatography (SEC) in THF. SEC analysis was performed on a Varian liquid chromatograph equipped with refractive and UV light scattering detectors. Three SEC columns from Supelco (G6000-4000-2000 HXL) were used with triple detectors from Viscotek Co. ¹H-NMR spectroscopy by comparing the peak area of the aromatic and terminal methyl groups coming from cumyl methyl ether potassium salt use as initiator.

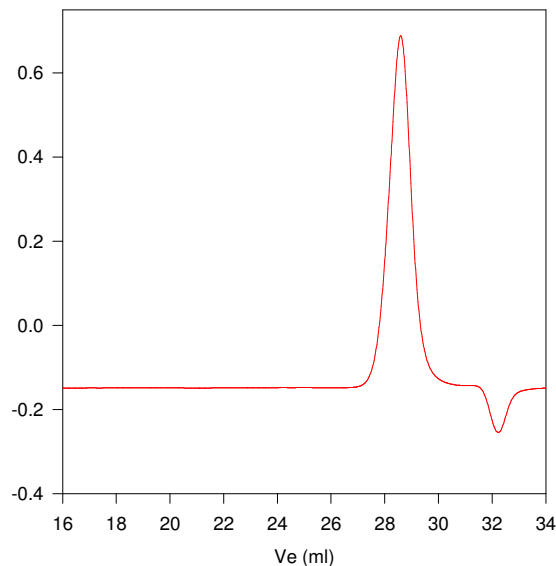


¹H NMR spectrum of the polymer:



SEC elugram of the polymer:

P40042A-S474



Size Exclusion Chromatography of styrene oligomers

Dp of S monomer is : 3+ Initiator : S-474 Mw/Mn 1.09