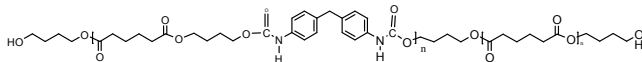


Sample Name:

**Poly urethane based on Adipic acid ,Butane diol and 4,4'-Methylenebis(phenyl isocyanate) MDI-based polyurethanes**

Sample #: **P19224C-PU**

**Structure:**



**Composition:**

Mw x 10 <sup>3</sup>	Mw/Mn (PDI)	Composition Adipic acid: Butanediol:MDI	Tg (°C)
10.5	1.6	1:1:1	-15.1

**Mn of Oligomers around 1,000**

**Synthesis Procedure:**

Polyurethane is prepared in two-step procedure A: oligomerization of Adipic acid with Butane diol and then B reaction with MDI.

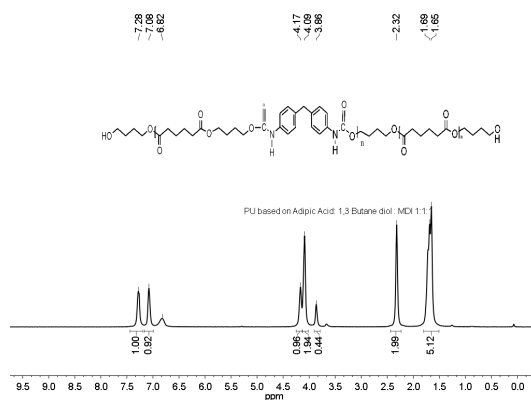
**Characterization:**

An aliquot of the copolymer was analyzed by size exclusion chromatography (SEC) to obtain the molecular weight and polydispersity index (PDI). The chemical composition was verified by <sup>1</sup>H-NMR spectroscopy, which is run in deuterated chloroform at 500MHz. The glass-transition temperature was measured by DSC.

**Solubility:**

Chloroform (y)	THF (Y)	DMF (Y)	DMSO (Y)
----------------	---------	---------	----------

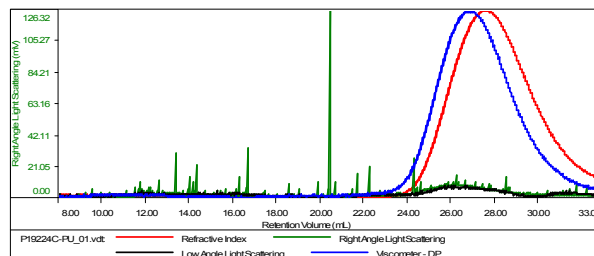
**Figure: <sup>1</sup>H NMR spectrum**



**Figure: SEC profile of the polyurethane**

**Sample ID: P19224C-PU**

Concentration (mg/mL)	2.6370
Sample conc (mL/g)	0.1300
Method File	PS80K-April-29-2015-0000.vcm
Column Set	3x PL 1113-6300
Solvent	THF



Sample	MW Number Average (Da)	MW Weight Average (Da)	MW at Peak (Da)	Polydispersity	Intrinsic Viscosity (dL/g)
P19224C-PU_01.vdt	6,628	10,708	8,727	1.615	0.9718

**DSC Thermogram:**

