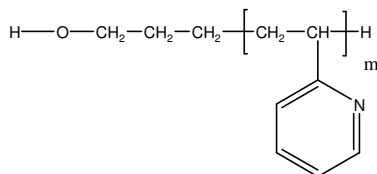


Sample Name:

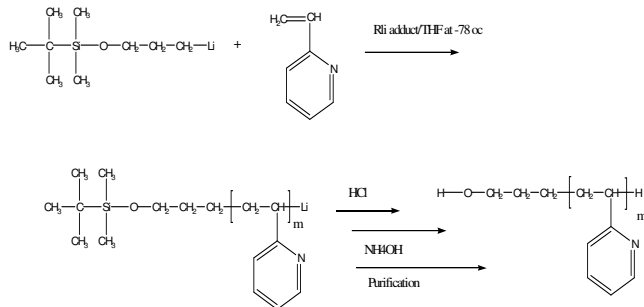
Hydroxy Terminated Poly(2-Vinyl Pyridine)

Sample #: P19123-2VPOH**Structure:****Composition:**

$M_n \times 10^3$	PDI
40.0	1.12
Functionality %	>99%
T_g for the functional polymer	94°C

Synthesis Procedure:

Hydroxy terminated poly(2-vinyl pyridine) was prepared by living anionic polymerization of 2-vinyl pyridine in THF using OH protected initiator. The scheme of the reaction is illustrated below:

**Characterization:**

The molecular weight and polydispersity index of this polymer were determined by size exclusion chromatography (SEC) using a Varian liquid chromatograph equipped with a UV and refractive index detector.

Thermal analysis:

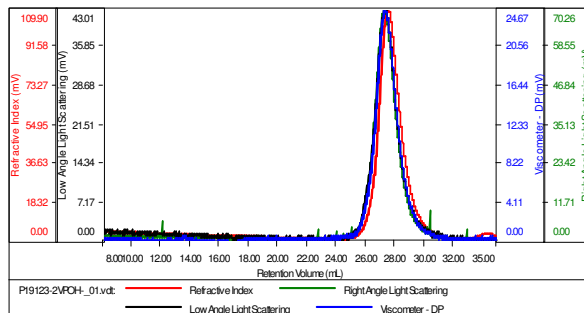
Thermal analysis of the samples was carried out using a differential scanning calorimeter (TA Q100) at a heating rate of 10°C/min. The inflection glass transition temperature (T_g) has been considered.

Solubility:

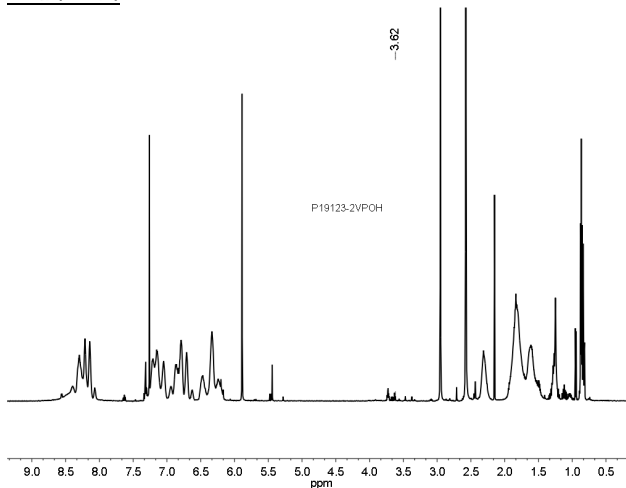
Polymer is soluble in CHCl_3 and THF.

SEC of Sample:**Sample ID:** P19123-2VPOH

Concentration (mg/mL)	2.1415
Sample conc (mg)	0.1670
Method File	PS80K-Feb26-2015-0000.vcm
Column Set	3x PL 1113-6300
Solvent	THF



Sample	MW Number Average (Da)	MW Weight Average (Da)	MW at Peak (Da)	Polydispersity	Intrinsic Viscosity (dL/g)
P19123-2VPOH_01.vcl	40,168	45,083	43,336	1.122	0.4339

H NMR:**DSC thermogram for the sample:**