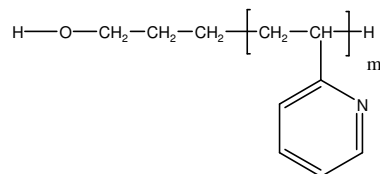


**Sample Name:**  
**Hydroxy Terminated Poly(2-Vinyl Pyridine)**  
**Sample #: P19099-2VPOH**

**Structure:**

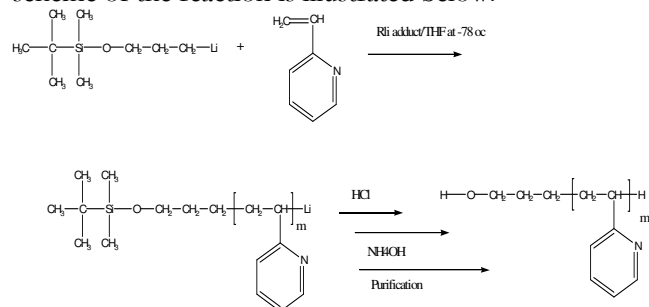


**Composition:**

$M_n \times 10^3$	PDI
38.0	1.3
Functionality %	>99%
$T_g$ for the functional polymer	94°C

**Synthesis Procedure:**

Hydroxy terminated poly(2-vinyl pyridine) was prepared by living anionic polymerization of 2-vinyl pyridine in THF using OH protected initiator. The scheme of the reaction is illustrated below:



**Characterization:**

The molecular weight and polydispersity index of this polymer were determined by size exclusion chromatography (SEC) using a Varian liquid chromatograph equipped with a UV and refractive index detector.

**Thermal analysis:**

Thermal analysis of the samples was carried out using a differential scanning calorimeter (TA Q100) at a heating rate of 10°C/min. The inflection glass transition temperature ( $T_g$ ) has been considered.

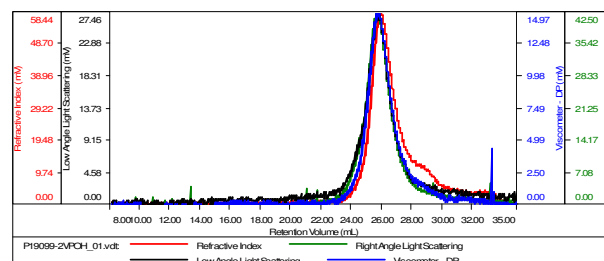
**Solubility:**

Polymer is soluble in  $\text{CHCl}_3$  and THF.

**SEC of Sample:**

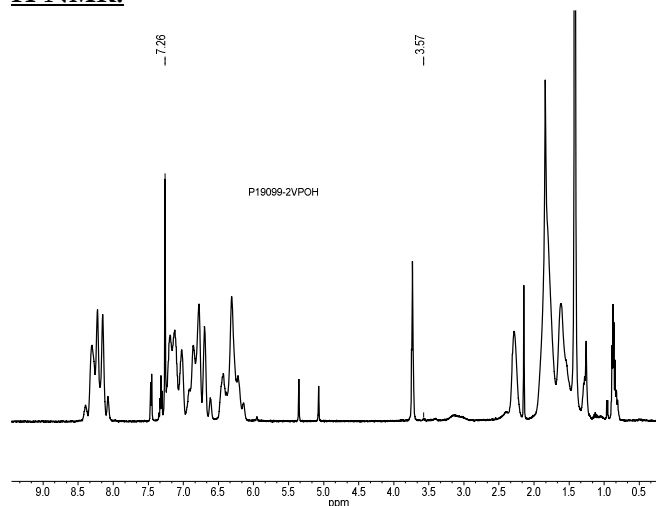
**Sample ID: P19099-2VPOH**

Concentration (mg/mL)	1.4421
Sample dn/dc (mL/g)	0.1670
Method File	PS80K-Feb26-2015-0000.vcm
Column Set	3x PL 1113-6300
Solvent	THF



Sample	MW Number Average (Da)	MW Weight Average (Da)	MW at Peak (Da)	Polydispersity	Intrinsic Viscosity (dL/g)
P19099-2VPOH_01.vdt	38,223	49,355	49,248	1.291	0.4441

**H NMR:**



**DSC thermogram for the sample:**

