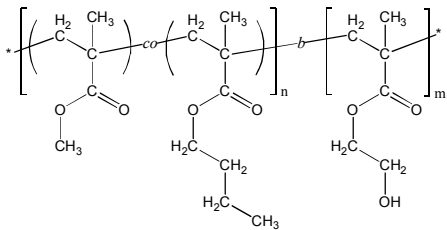


Sample Name:

Poly(methyl methacrylate-co_(random)-n-butyl methacrylate)-block-poly(2-hydroxyethyl methacrylate)

Sample #: P18645p-MMAAnBuMAran-b-HEMA

Structure:



Composition:

$M_n \times 10^{-3}$ (g/mol)	18.0- <i>b</i> -5.0
M_w/M_n	1.28
Molar ratio MMA : nBuMA	60 : 40 (mol/mol)
Weight ratio MMA:nBuMA:HEMA	40 : 38 : 22 (wt%)

Synthesis Procedure:

Poly([methyl methacrylate-co-n-butyl methacrylate]-*b*-2-hydroxyethyl methacrylate) block copolymer was synthesized by living anionic polymerization. First, methyl methacrylate (MMA) and n-butyl methacrylate (n-BuMA) were co-polymerized; and then 2-[trimethylsilyloxy]ethyl methacrylate (hydroxyprotected HEMA monomer) was added. The obtained block copolymer was precipitated in acidic methanol solution to deprotect the hydroxyl group.

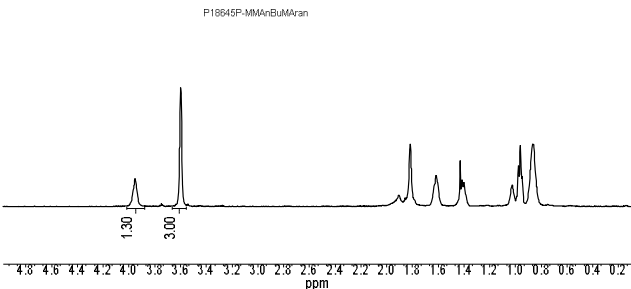
Solubility: The polymer is soluble in THF, DMF.

Characterization:

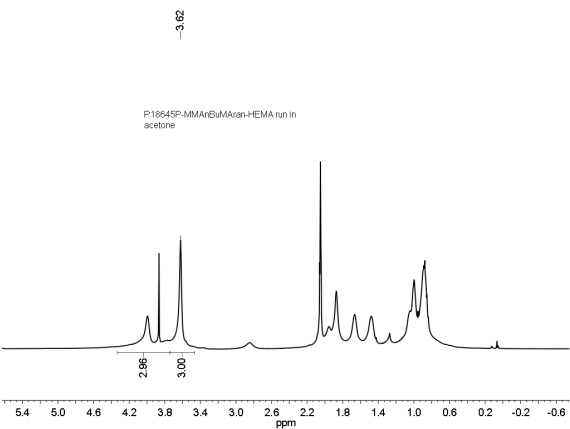
The polymer composition was determined by ¹H NMR. MMA:nBuMA molar ratio was calculated by comparing the integration of the -OCH₂- protons of nBuMA (at δ = 3.9 ppm) to the integration of methoxy group of MMA (at δ = 3.6 ppm). Molecular weight of the second (HEMA) block was calculated by comparing the integration of -OCH₂- protons of HEMATMS to the integration of methoxy group of MMA and using SEC data for the first (MMAAnBuMA) block.

The average molecular weight and polydispersity index were determined by size exclusion chromatography (SEC). For SEC analysis, the MMAAnBuMA-b-HEMA block copolymer can be treated with acetic anhydride in presence of pyridine to convert the hydroxy-groups to acetate groups. Thermal analysis of the sample was done on a TA Q100 differential scanning calorimeter (DSC) at a heating rate of 10°C/min. The glass transition temperature (T_g) was determined as a midpoint of step change in heat flow curve for the second heating scan.

¹H NMR of MMAAnBuMAran [first block]:



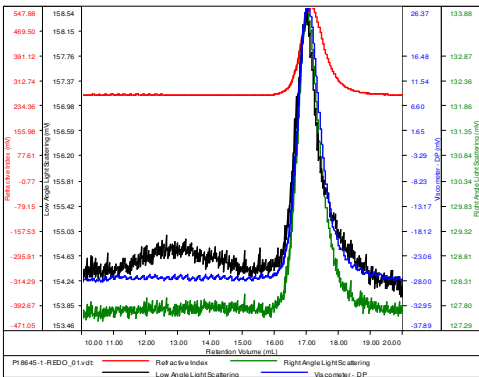
¹H NMR of MMAAnBuMAran-b-HEMA diblock copolymer:



SEC of MMAAnBuMAran [first block]:

SAMPLE ID: P18645-1-MMABuMA

Conc (mg/mL)	5.8682
dn/dc (mL/g)	0.0650
Method	ps80k042014-0000.vcm
Solvent	DMF w 0.03MLiBr
Column	PSS

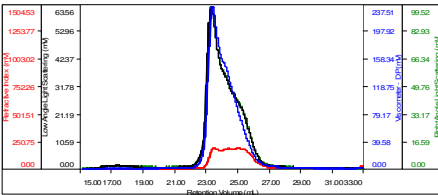


Sample	Mn	Mw	Mp	Mw/Mn	IV
P18645-1-REDO_01.vdt	17,962	19,025	18,276	1.059	0.0975

SEC of MMAAnBuMAran-b-HEMATMS:

Sample ID: P18645-2-MMAAnBuMA-HEMATMS

Concentration (mg/mL)	65.4821
Sample dn/dc (mL/g)	0.0840
Method File	PS80K-Apr15-2014-0000.vcm
Column Set	3x PL 1113-6300
System	System 1



Sample	Mn	Mw	Mp	Mw/Mn	IV
P18645-2-MMAAnBuMA-HEMATMS_01(2).vdt	41,797	53,192	86,023	1.273	0.1127

