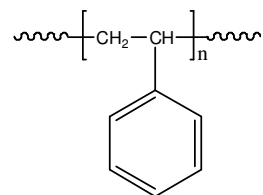


Sample Name: Polystyrene

Sample #: P1535-S

Structure:

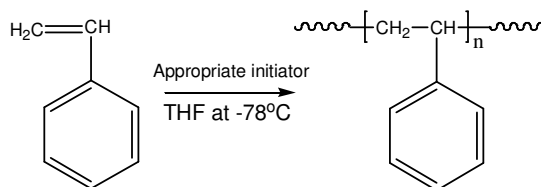


Composition:

Mn x 10 ³	PDI
465.0	1.05

Synthesis Procedure:

Polystyrene is obtained by living anionic polymerization of styrene as illustrated below:



Characterization:

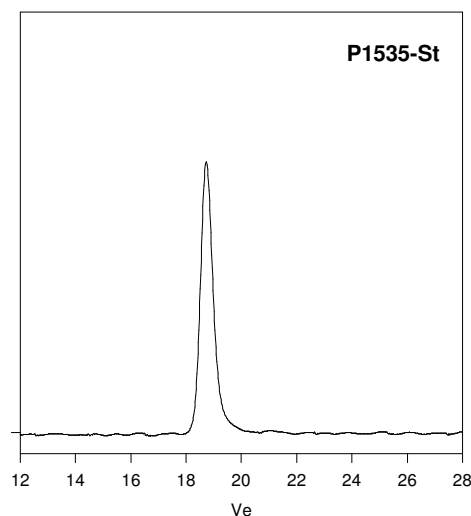
The molecular weight and polydispersity index (PDI) were obtained by size exclusion chromatography (SEC) in THF. SEC analysis was performed on a Varian liquid chromatograph equipped with refractive and UV light scattering detectors. Three SEC columns from Supelco (G6000-4000-2000 HXL) were used with triple detectors from Viscotek Co.

Thermal analysis of the sample was carried out using a differential scanning calorimeter (TA Q100) at a heating rate of 10°C/min. The inflection glass transition temperature (T_g) has been considered.

Solubility:

Polystyrene is soluble in DMF, THF, toluene and CHCl₃. It precipitates from methanol, ethanol, water and hexanes.

SEC of Homopolymer



Size Exclusion Chromatography of Polystyrene:

$M_n = 465000$, $M_w = 490000$, $PI = 1.05$

