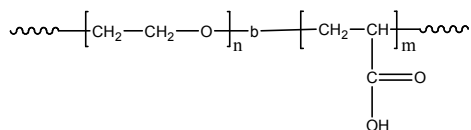


**Sample Name:**

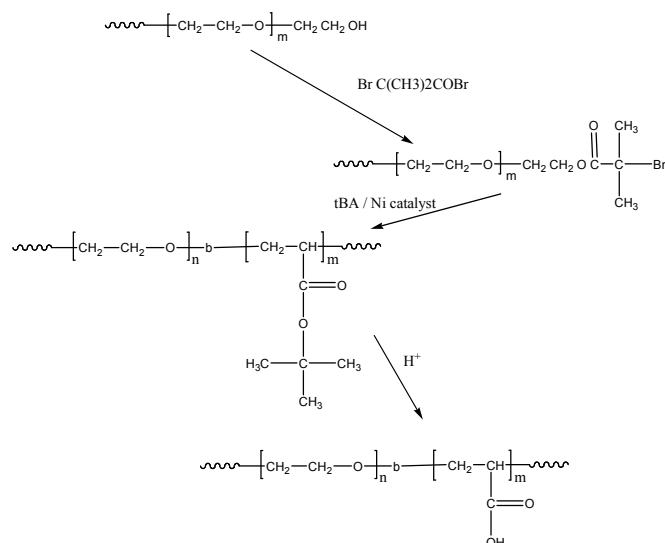
Poly(ethylene oxide -b- acrylic acid)

**Sample #: P11299A-EOAA****Structure:****Composition:**

$M_n \times 10^3$ PEO-b-PAA	PDI
7.0-b-1.2	1.2

**Synthesis Procedure:**

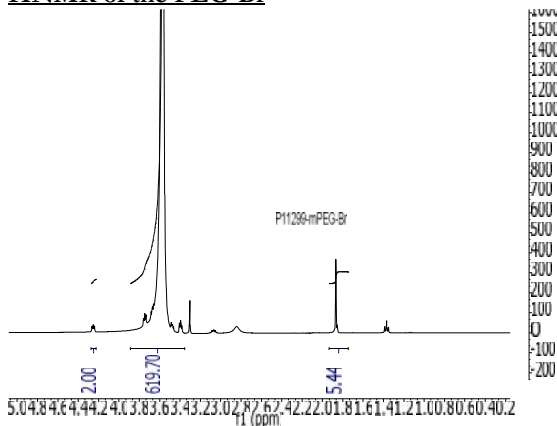
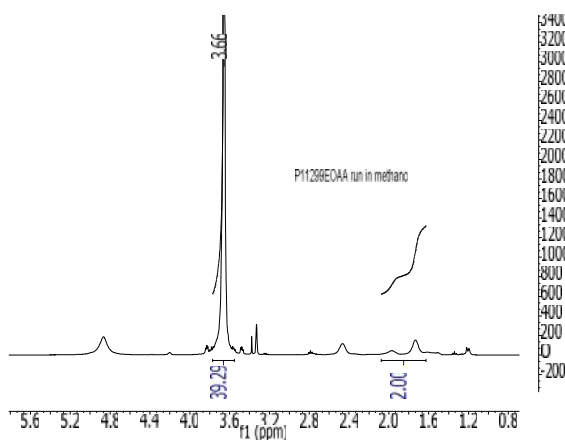
The polymer is prepared by the following scheme:

**Characterization:**

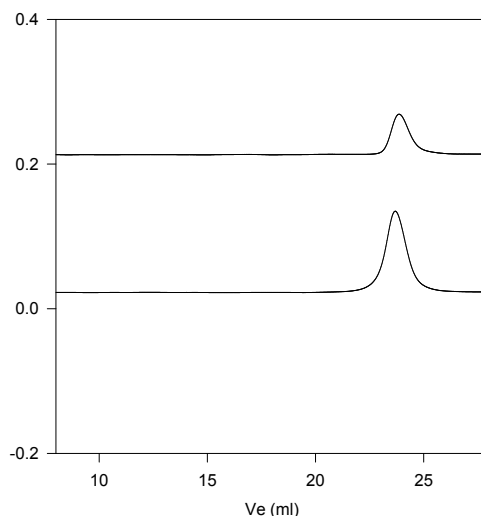
The final block copolymer composition was calculated from  $^1\text{H-NMR}$  spectroscopy of poly(ethylene oxide -b- t-butyl acrylate) by comparing the peak area of the t-butyl acrylate protons at 1.43 ppm with the peak area of the ethylene oxide protons at 3.6 ppm, then transferred to the EOAA form accordingly. Copolymer PDI is determined by SEC of poly(ethylene oxide -b- t-butyl acrylate).

**Solubility:**

The polymer is soluble in  $\text{CHCl}_3$ , methanol, THF and precipitated out from cold hexane or ether.

 **$^1\text{H-NMR}$  of the PEG-Br** **$^1\text{H-NMR}$  Spectrum of the block copolymer (EO-AA) run in methanol****SEC of the block copolymer before hydrolysis:**

**P11299A-EOtBuA precursor  
for EOAA**



Size exclusion chromatography of poly(ethylene oxide-t-butyl acrylate)

— Poly(ethylene oxide),  $M_n=7,000$ ,  $M_w=7500$ ,  $PI=1.07$

— Block Copolymer PEO(7,000)-b-PtBA(2,200 from NMR),  $PI=1.2$

After hydrolysis

Block Copolymer PEO(7,000)-b-PAA(1,200 from NMR),  $PI=1.2$

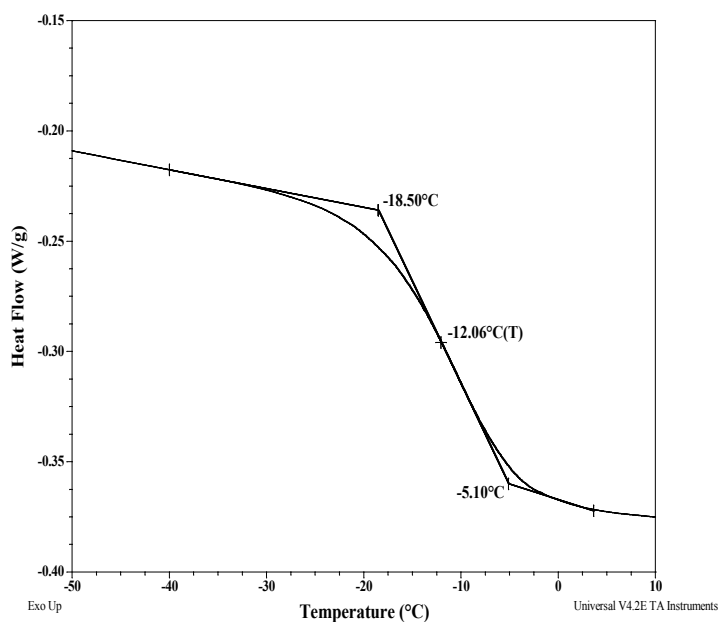
## Thermal analysis of the P11299A- EOAA

Thermal analysis of the samples was carried out on a TA Q100 differential scanning calorimeter at a heating rate of 10°C/min. The midpoint of the slope change of the heat flow plot of the second heating scan was considered as the glass transition temperature ( $T_g$ ).

### Melting and crystallization curve for the sample

The melting temperature ( $T_m$ ) was taken as the maximum of the endothermic peak where as the crystallization temperature ( $T_c$ ) was considered as the minimum of the exothermic peak.

### Thermogram for the EO block



### Typical thermal analysis results at a glance:

Sample	$T_m$ (°C)	$T_c$ (°C)	$T_g$ (°C)
EO	-	-	-12
AA			85

### Thermogram for AA block:

