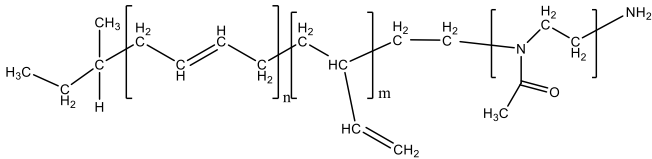


Sample Name: Amino end functionalized
Poly(butadiene-b-MethylOxazoline)

Sample #: P43889A-BdMOXZ-NH2
(poly butadiene block rich in 1,2 microstructure)

Structure:



Composition:

Mn x 10 ³ Bd-b-MOXZ	Mw/Mn (PDI)	% 1,2 addition Butadiene
0.7-b-0.45	1.14	89
NH2 % >98%		
Dp: PB ₁₂ -PMOXA ₅ -NH ₂		

Characterization:

The polymer was characterized by HNMR, GPC, and FTIR.

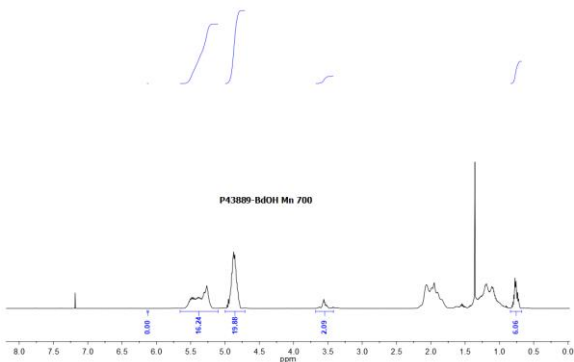
Solubility:

Amino end functionalized Poly(butadiene-b-Methyloxazoline) is soluble in THF, CHCl₃, and in methanol. The polymer has variable solubility in hexane, methanol, ethanol, and water depending on its composition.

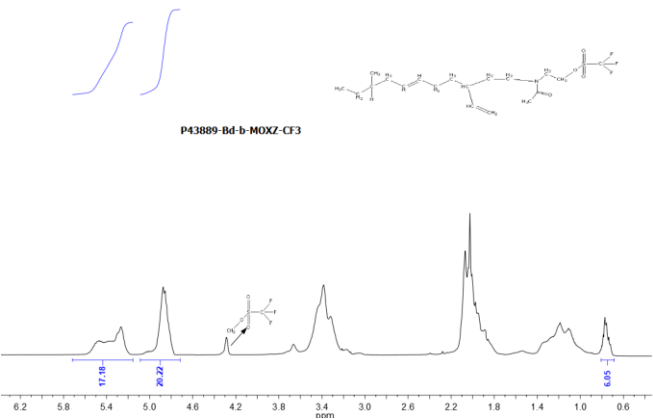
Titration:

the degree of functionality was confirmed by titration with HClO₄ using crystal violet as the indicator.

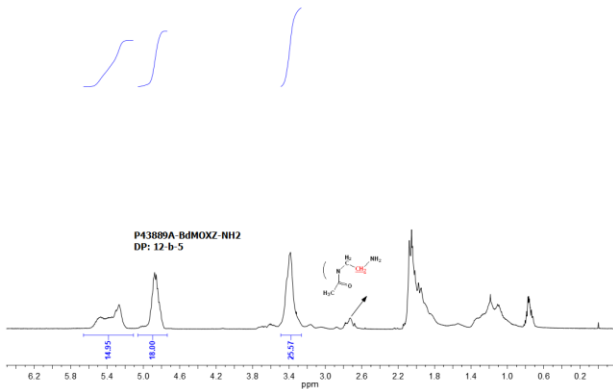
¹H NMR spectrum of the PBd-OH:



HNMR spectrum of PBd-b-MOXZ-CF3:



HNMR spectrum of PBD-b-MOXZ-NH2:



SEC profile of the BD-OH before converting to NH2 end functional group:

