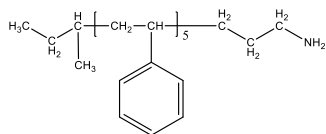


Sample Name:
Oligo(Amino Terminated Polystyrene)

Sample #: **P43823-SNH2**

Structure:



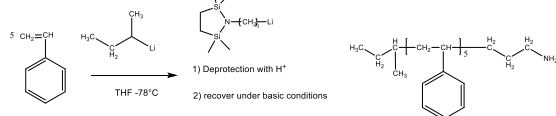
Composition:

$M_n \times 10^3$	PDI
0.65	1.15

Dp: 6

Synthesis Procedure:

ω -amino terminated polystyrene was synthesized by anionic living polymerization process.

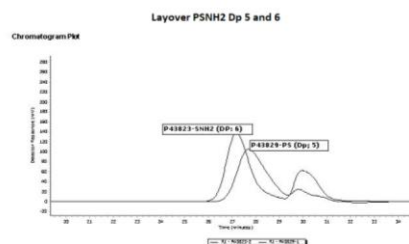
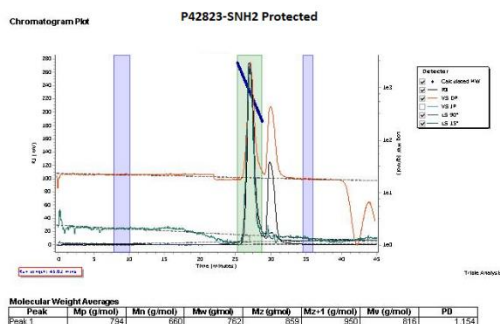


Characterization:

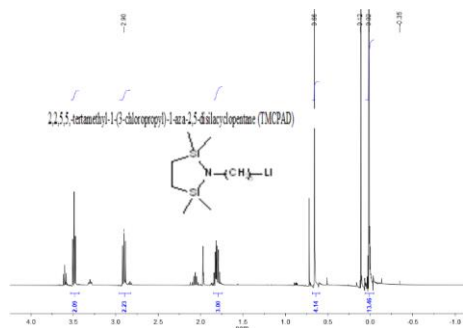
The product was characterized by size exclusion chromatography (SEC), ^1H NMR data analysis, and FTIR for the validation of the architecture. Synthesis of 2,2,5,5-tetramethyl-1-(3-chloropropyl)-1-aza-2,5-disilacyclopentane (TMCPAD) and details of polymerization are reported in :

Sunil K. Varshney,Zhengji Song,Jian Xin Zhang,Robert Jerome
J.Apply.Polym.Sci. 07 April 2006

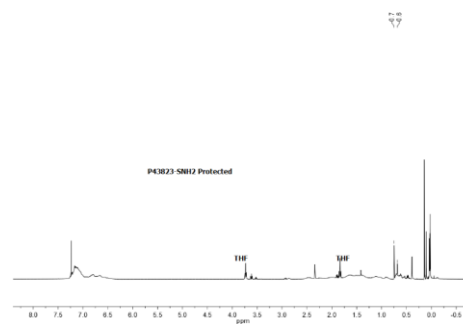
SEC elugram of the Sample:



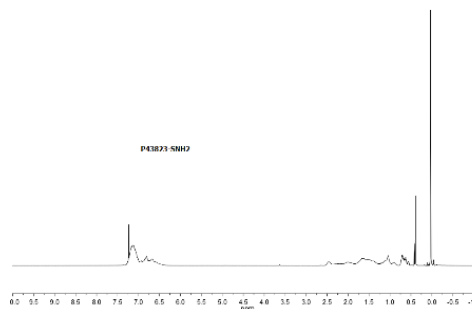
^1H NMR spectrum of TMPCAD:



^1H NMR spectrum of the Protected Sample with TMCPAD:



^1H NMR spectrum of PSNH2 Sample:



FTIR spectrum of the Sample:

Deprotection of terminal NH₂ can be followed by FTIR. The characteristic absorbance at 1249 cm⁻¹ and 1130 cm⁻¹, for TMCPAD can be found in Polystyrene with NH₂ Protected moiety which are absent in polystyrene.

After removing TMCPAD these absorbances are absent.

