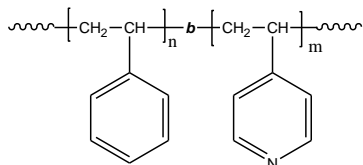


Sample Name: Poly(styrene-b-4-vinyl pyridine)

Sample #: P43549-S4VP

Structure:



Composition:

$M_n \times 10^3$ S-b-4VP	PDI
230.0-b-14.0	1.05

Tg for PS block: 104 °C
Tg for 4VP block: 153 °C

Synthesis Procedure:

Poly(styrene-b-4-vinyl pyridine) is prepared by living anionic polymerization in THF at -78°C in the presence of LiCl as an additive.

Characterization:

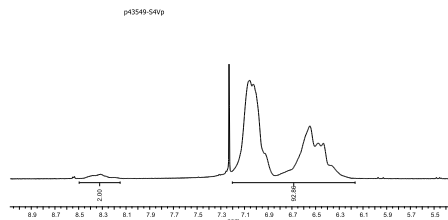
The product was characterized by size exclusion chromatography (SEC) and ^1H NMR data analysis.

Purification:

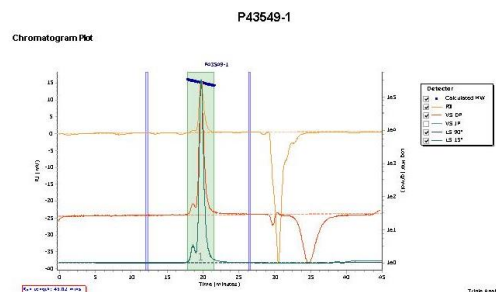
Purification of the obtained polymer was carried out rigorously as follows to ensure the removal of the catalyst side product:

1. Dissolved the polymer in CHCl_3 and wash with de-ionized distilled water to remove the any soluble organic catalyst side product.
2. Polymer extracted from water with chloroform.
3. Polymer solution in CHCl_3 was dried over anhydrous sodium sulfate.
4. Solution filtered and then passed through a column packed with basic Al_2O_3 .
5. Solution concentrated on rota-evaporator.
6. Solution precipitated in cold hexane and redissolved in benzene and freeze dried.
7. Final dried under vacuum for 48h at 50°C .

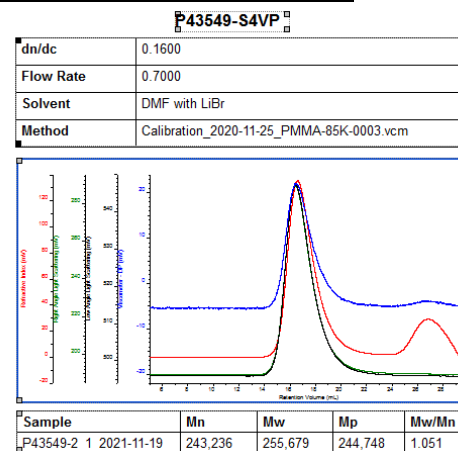
^1H NMR Spectrum of the Polymer



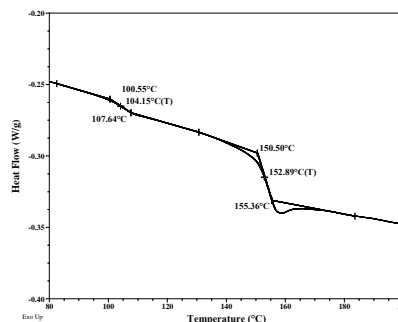
SEC elugram of the PS Block:



SEC elugram of the Polymer:



DSC thermogram for the PS block:



References:

- (1). S. K. Varshney, X. F. Zhong and A. Eisenberg Macromolecules, **1993**, 26, 701-706.
- (2). Z.Gao, S. K. Varshney, S. Wong, A. Eisenberg Macromolecules, **1994**, 27, 7923-7927.