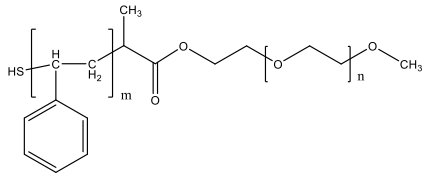


Sample Name: α -Methoxy- ω -thiol terminated Poly (ethylene oxide-b-Styrene)

Sample #: P42828A-EGS-SH

Structure:

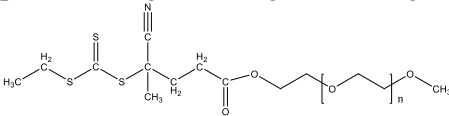


Composition:

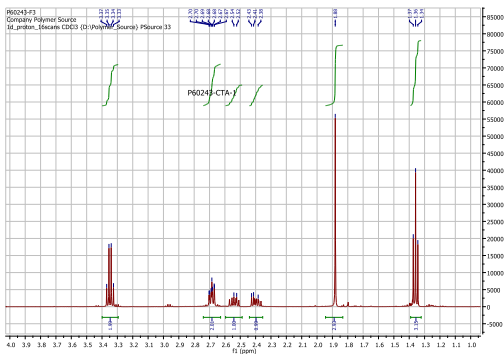
Mn x 10 ³ EG-b-S	Mw/Mn (PDI)
5.0-b-31.0	1.09

Synthesis Procedure:

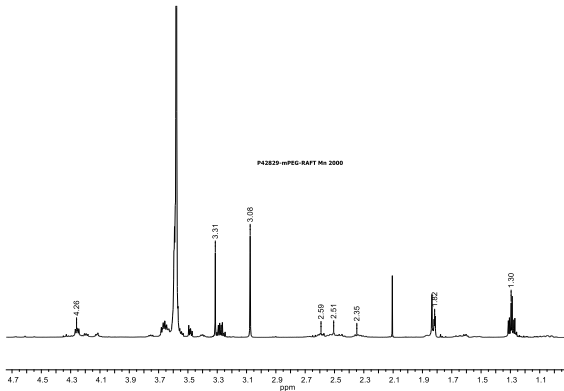
The polymer was synthesized by RAFT polymerization process using following RAFT reagent:



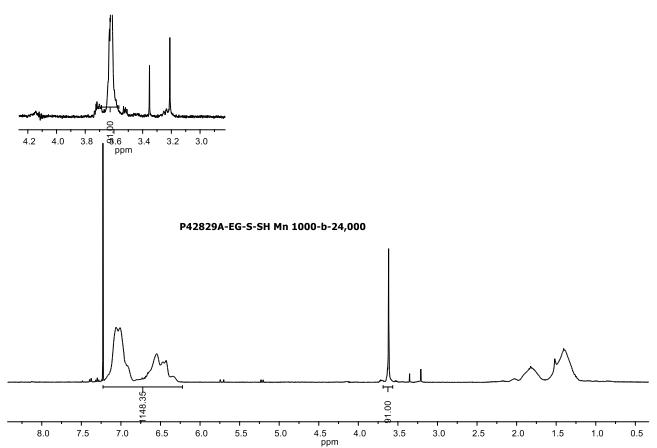
$^1\text{H-NMR}$ (400 MHz, CDCl_3) spectrum of the RAFT:



$^1\text{H-NMR}$ spectrum (400 MHz, CDCl_3) of the mPEG-RAFT:

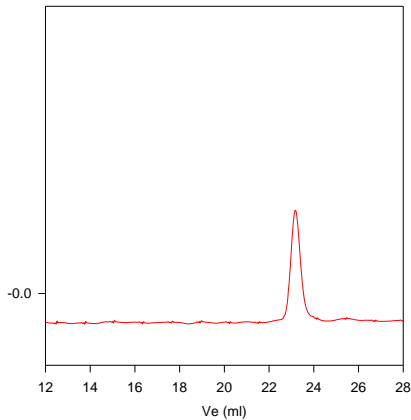


$^1\text{H-NMR}$ spectrum (400 MHz, CDCl_3) of the EG-b-S RAFT:



SEC elugram of P42828-EG-RAFT:

P42828-EG-RAFT

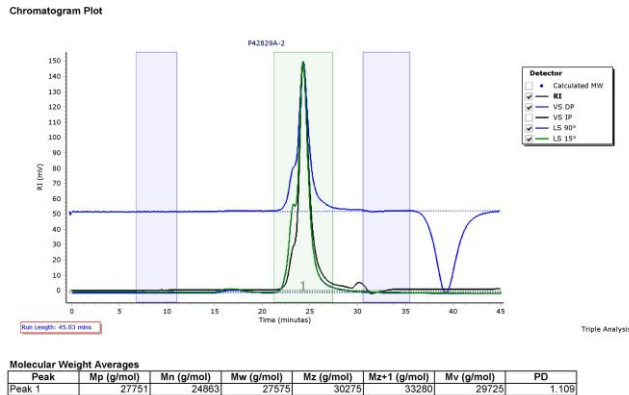


Size exclusion chromatograph of mPEGRAFT

$M_n=5,000$, $M_w=5,500$ Mw/Mn 1.09

SEC elugram of the Sample:

P42829A-2



Peak	Mp (g/mol)	Mn (g/mol)	Mw (g/mol)	Mz (g/mol)	Mz+1 (g/mol)	Mv (g/mol)	PD
Peak 1	27751	24663	27575	30275	33280	29725	1.109