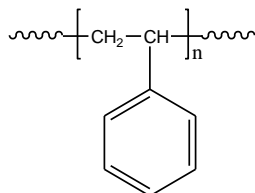


Sample Name: Polystyrene

Sample #: P41919A-S

Structure:

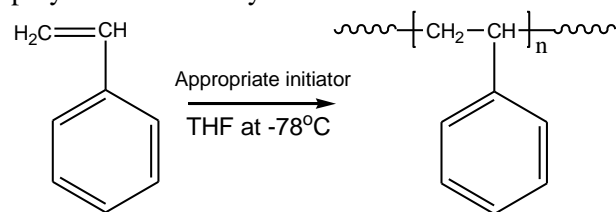


Composition:

Mn x 10 ³	PDI
716.0	1.01

Synthesis Procedure:

Polystyrene is obtained by living anionic polymerization of styrene as illustrated below:



Characterization:

The molecular weight and polydispersity index (PDI) are obtained by size exclusion chromatography (SEC) in THF. SEC analysis was performed on a Varian liquid chromatograph equipped with refractive and UV light scattering detectors. Three SEC columns from Supelco (G6000-4000-2000 HXL) were used with triple detectors from Viscotek Co.

Thermal analysis of the sample was carried out using a differential scanning calorimeter (TA Q100) at a heating rate of 10°C/min. The inflection glass transition temperature (T_g) has been considered.

Solubility:

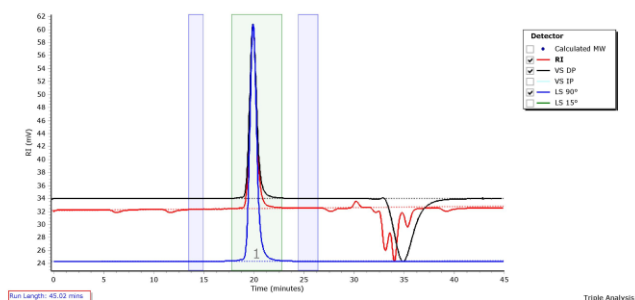
Polystyrene is soluble in DMF, THF, toluene and CHCl_3 . It precipitates from methanol, ethanol, water and hexanes.

SEC of Homopolymer:

Agilent GPC/SEC Software

P41919A-S

Chromatogram Plot



Molecular Weight Averages

Peak	Mp (g/mol)	Mn (g/mol)	Mw (g/mol)	Mz (g/mol)	Mz+1 (g/mol)	Mv (g/mol)	PD
Peak 1	716629	716042	716055	716069	716083	716068	1