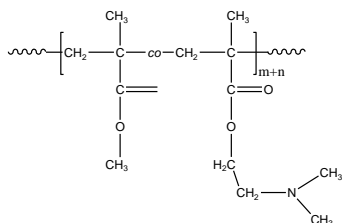


Sample Name: Random Copolymer Poly(methyl methacrylate-co-NN dimethyl amino ethylmethacrylate)

Sample #: P40731A-MMADMAEMArAn

Structure:



Composition:

PMMA (75mol%) :

Mn x 10 ³	11.0
PMMA-co-DMAEMA	
PDI	1.6
T _g for the random copolymer:	47 °C

Synthesis Procedure:

The polymer was synthesized by RAFT polymerization process.

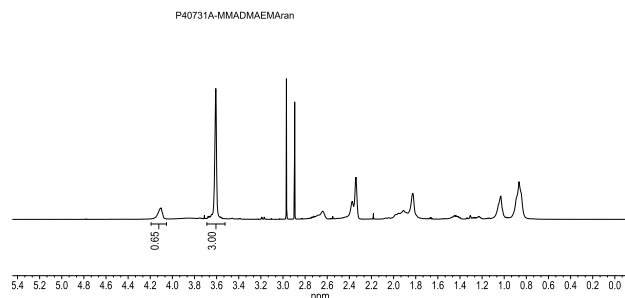
Characterization:

The product was characterized by size exclusion chromatography (SEC) and ¹H NMR.

Thermal analysis:

Thermal analysis of the samples was carried out on a TA Q100 differential scanning calorimeter at a heating rate of 10°C/min. The midpoint of the slope change of the heat flow plot of the second heating scan was considered as the glass transition temperature (T_g).

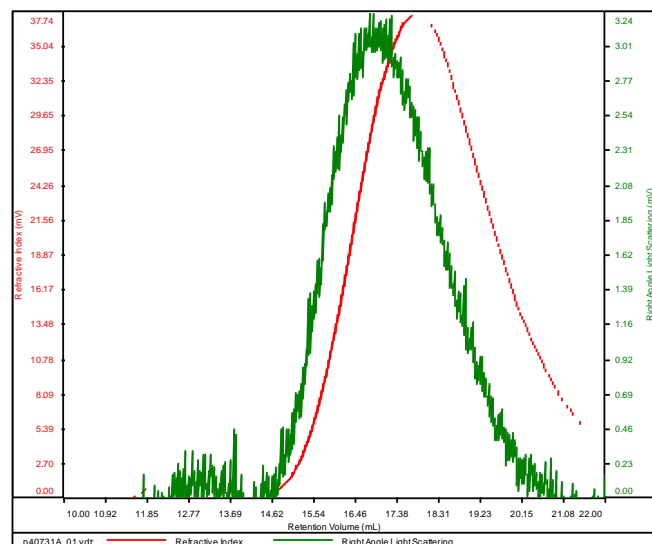
¹H-NMR Spectrum of the random copolymer:



SEC of the random copolymer:

P40731A-MMADMAEMArAn

Conc	8.5443
dn/dc	0.0650
Solvent	DMF w 0.023M LiBr
Flow Rate	0.7000
Method	PS80k_2017-July-05-0000.vcm



Sample	Mn	Mw	Mp	Mw/Mn	IV
p40731A_01.vdt	11,252	18,849	17,839	1.675	0.0987

Thermogram for the sample:

Sample: P40731-A_MMADMAEMArAn
Size: 18.4000 mg

File: P40731-A_MMADMAEMArAn.002

