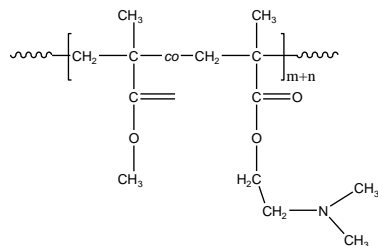


Sample Name: Random Copolymer Poly(methyl methacrylate-co-NN dimethyl amino ethylmethacrylate)

Sample #: P40716-MMADMAEMArAn

Structure:



Composition:

PMMA (96 mol%) :

Mn x 10 ³	14.5
PMMA-co-DMAEMA	
PDI	1.24
T _g for the random copolymer:	83 °C

Synthesis Procedure:

The polymer was synthesized by anionic polymerization process.

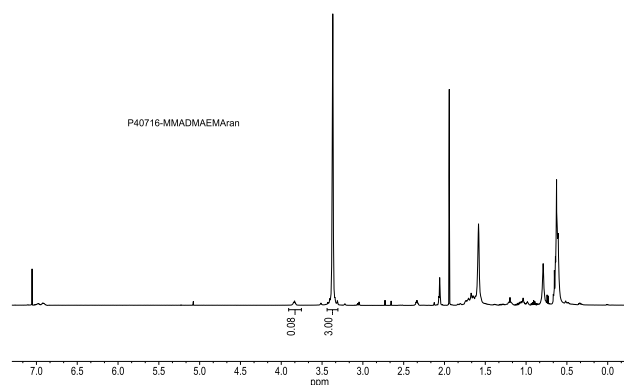
Characterization:

The product was characterized by size exclusion chromatography (SEC) and ¹HNMR.

Thermal analysis:

Thermal analysis of the samples was carried out on a TA Q100 differential scanning calorimeter at a heating rate of 10°C/min. The midpoint of the slope change of the heat flow plot of the second heating scan was considered as the glass transition temperature (T_g).

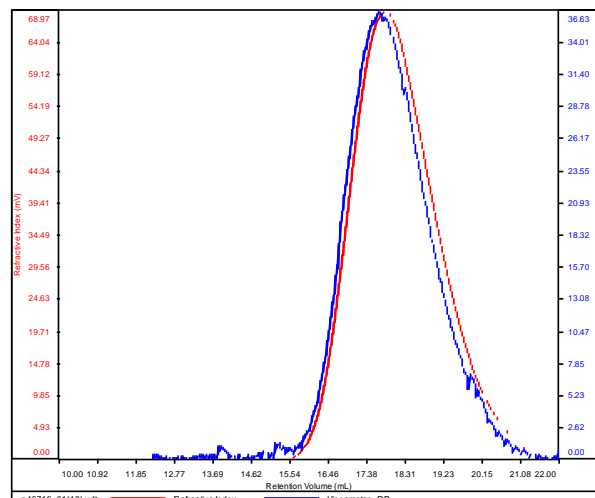
¹H-NMR Spectrum of the random copolymer:



SEC of the random copolymer:

P40716-MMADMAEMArAn

Conc	10.5197
dn/dc	0.0650
Solvent	DMF w 0.023M LiBr
Flow Rate	0.7000
Method	PS80k_2017-July-05-0000.vcm



Sample	Mn	Mw	Mp	Mw/Mn	IV
p40716_01(12).vdt	14,984	18,578	16,224	1.240	0.0952

Thermogram for the sample:

Sample: P40716_MMADMAEMArAn
Size: 19.8000 mg

File: P40716_MMADMAEMArAn.002

