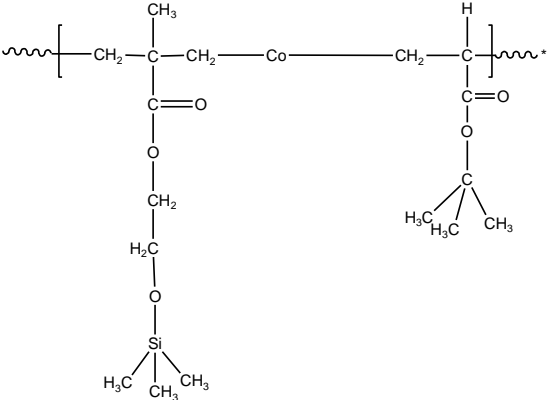


Sample Name:Random Copolymer Poly(2-Trimethyl siloxy ethyl methacrylate-co-tert.Butylacrylate)

Sample #: P40693-HEMATMSStBuAran

Structure:



Composition:

Mn x 10 ³	PDI
HEMATMS-co-tBuA	
74.0	1.19
T _g for the random copolymer	
HEMATMS:tBuA molar ratio	98:2

Synthesis Procedure:

The polymer was synthesized by anionic polymerization process.

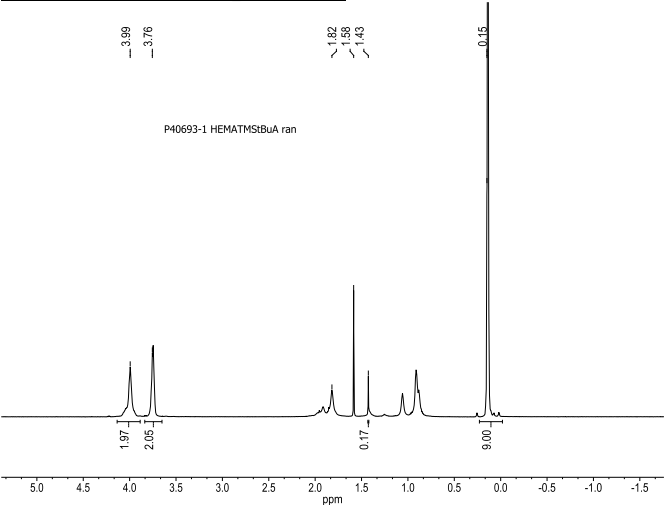
Characterization:

The product was characterized by size exclusion chromatography (SEC) and ¹H NMR

Thermal analysis:

Thermal analysis of the samples was carried out on a TA Q100 differential scanning calorimeter at a heating rate of 10°C/min. The midpoint of the slope change of the heat flow plot of the second heating scan was considered as the glass transition temperature (T_g).

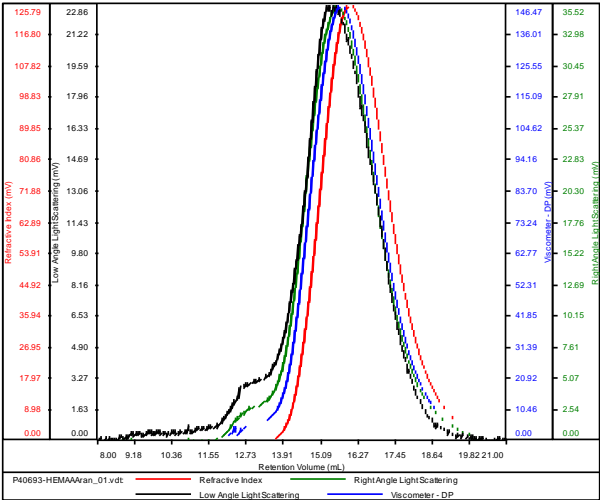
Proton NMR of copolymer:



SEC of the random copolymer:

P40693-HEMAAran

Conc	21.3437
dn/dc	0.0640
Solvent	DMF w 0.023M LiBr
Flow Rate	0.7000
Method	PS80k_2017-July-20-0000.vcm



Sample	Mn	Mw	Mp	Mw/Mn	IV
P40693-HEMAAran_01.vdt	73,784	88,333	75,612	1.197	20.3965