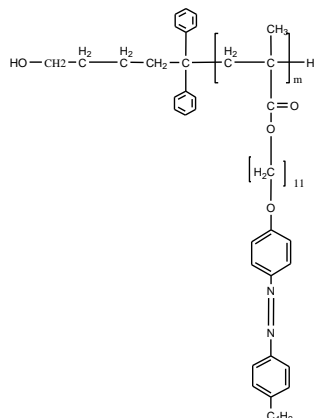


Sample Name: Hydroxy Terminated Poly(AzoMA)

(AzoMA=11-[4-(4-butylphenylazo)phenoxy]-undecyl methacrylate)

Sample #: P9565-AZOMAOH

Structure:

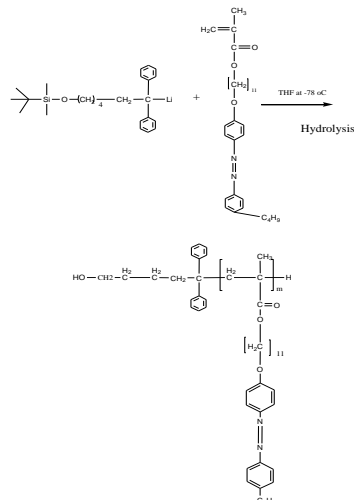


Composition:

$\text{Mn} \times 10^3$	PDI
17.0	1.13

Synthesis Procedure:

Hydroxyl terminated poly(11-[4-(4-butylphenylazo)phenoxy]-undecyl methacrylate) was prepared by living anionic polymerization using a hydroxyl protected initiator. The scheme of the reaction is illustrated below:



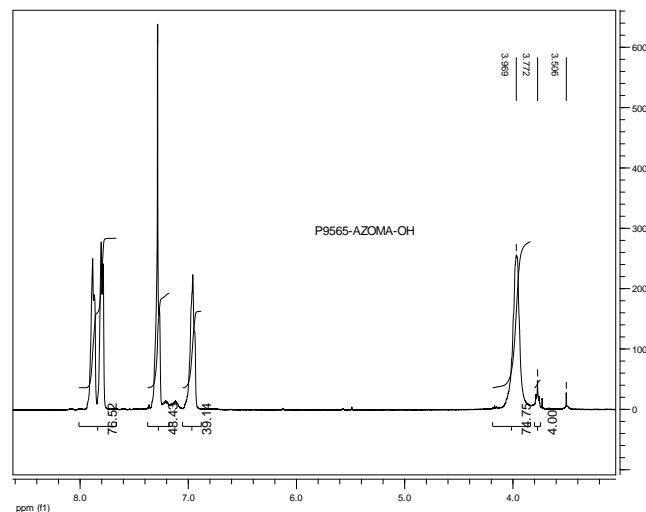
Characterization:

The molecular weight and polydispersity index (PDI) are obtained by size exclusion chromatography (SEC) in THF. SEC analysis was performed on a Varian liquid chromatograph equipped with refractive and UV light scattering detectors. Three SEC columns from Supelco (G6000-4000-2000 HXL) were used with triple detectors from Viscotek Co.

Solubility:

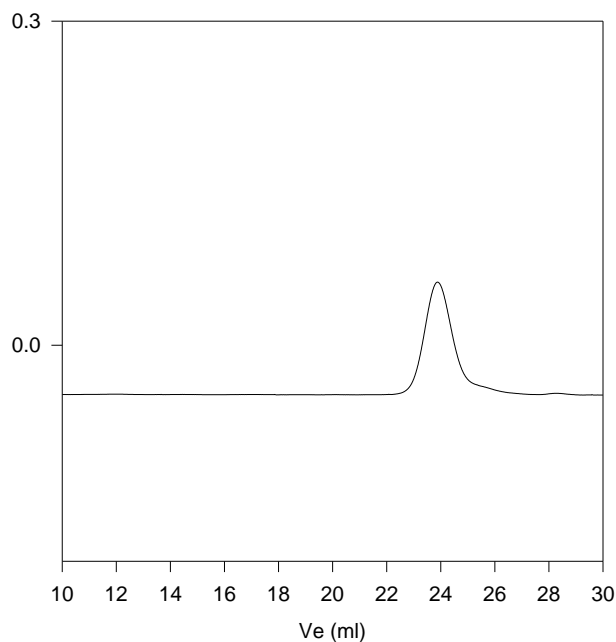
Polymer is soluble in DMF, THF, toluene and CHCl_3 . It precipitates from methanol, ethanol, water and hexanes

^1H NMR of the sample:



SEC of Sample:

P9565-AZOMAOH



Size Exclusion Chromatogram of polymer:
— $\text{M}_n=17,000$, $\text{M}_w=19200$, $\text{M}_w/\text{M}_n=1.13$
(OH functionality by titration: >98%)

Thermal analysis of the P9565- AzoMAOH

Thermal analysis of the samples was carried out on a TA Q100 differential scanning calorimeter at a heating rate of 10°C/min. The midpoint of the slope change of the heat flow plot of the second heating scan was considered as the glass transition temperature (T_g).

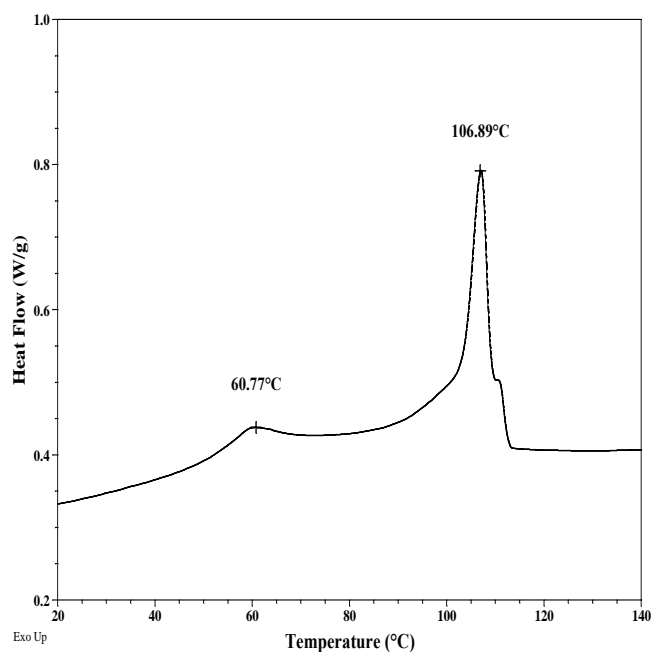
Melting and crystallization curve for the sample

The melting temperature (T_m) was taken as the maximum of the endothermic peak where as the crystallization temperature (T_c) was considered as the minimum of the exothermic peak.

Thermal analysis results at a glance:

T_{m1} (°C)	T_{c1} (°C)	T_{m2} (°C)	T_{c2} (°C)
64	61	113	107

Crystallization curves for the polymer:



Melting curves for the sample:

