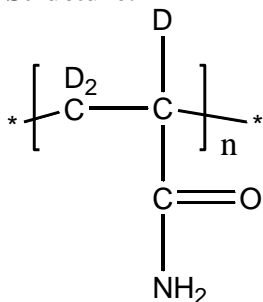


Sample Name: Deuterated (d3) Poly (Acrylamide)

Sample #: P9298-d3PAMD

Structure:



Composition:

Mn $\times 10^3$	Mw/Mn (PDI)
1.0	1.3
T _g (°C)	184

Synthesis Procedure:

Poly (acrylamide) is synthesized by RAFT polymerization of d3 acrylamide.

Characterization:

Polyacrylamide was analyzed by size exclusion chromatography (SEC) to obtain the molecular weight and polydispersity index (PDI) using water containing 0.1M NaNO₃ and 0.01M NaH₂PO₄ and 4 vol% acetonitrile as eluent. The polymer architecture was also verified by ¹H-NMR spectroscopy by comparing the peak area of the terminal moieties bearing xanthate unit. The molecular weight can also be varied by HNMR and by SEC the distribution of the polymer calculated using poly acrylic acid standards polymers.

Thermal analysis:

Thermal analysis of the samples was carried out on a TA Q100 differential scanning calorimeter at a heating rate of 10°C/min. The midpoint of the slope change of the heat flow plot of the second heating scan was considered as the glass transition temperature (T_g).

Solubility:

Polymer is soluble in water.


D-NMR Spectrum of the d3 AMD monomer used:

isotopic purity 98 atom % D

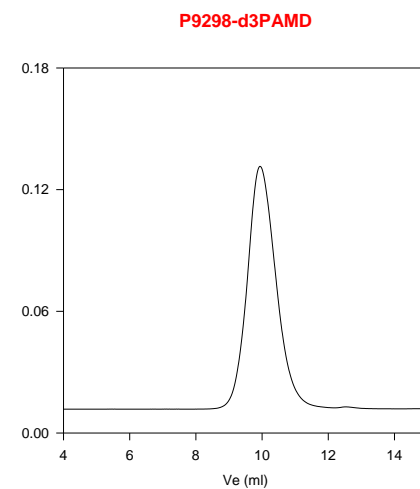
Chemical purity +99%

mol wt mol wt 74.04 by atom % calculation

mp 87 °C



SEC of Sample of the polymer:



Size Exclusion Chromatography of Poly(acrylamide)
M_n=1,000, M_w=1,300 Mw/Mn=1.3 :

DSC thermogram for the polymer:

